
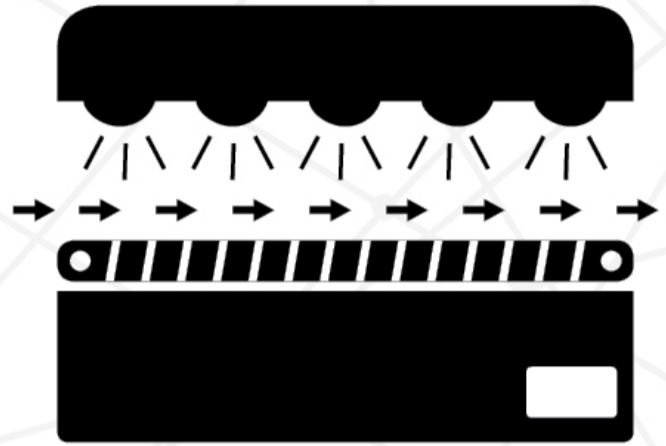
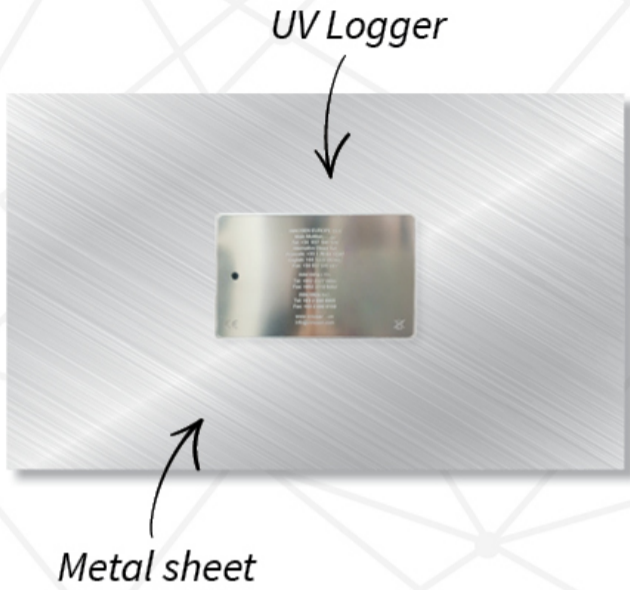


AS EASY AS 123

HERE'S HOW TO DETERMINE THE PERFORMANCE OF UV LAMP AND OVEN FOR A CONSISTENT AND REPEATABLE CURING PROCESS:



1. MEASURE

Attach the magnetic IS310 UV Logger face down to the metal sheet that goes into the oven to measure the overall energy in the oven as well as the performance of each individual lamp.



2. GET DATA

This small device can record data for up to 9 individual lamps in a maximum of 9 different ovens. You can easily download the data to a PC and see the data presented as graphs on our free software that comes with the logger.



3. MAKE ADJUSTMENTS

From increasing the current, replacing or repositioning the lamp and/or the reflector, and cleaning or changing the reflector, you are now better informed and empowered to do so. This is literally information at your fingertips!