



EIT® LEDCURE® UV MEASUREMENT SOLUTIONS FALL 2019 UPDATE

EIT's LEDCure® UV measurement solutions continue to expand as we respond to the needs of end users, formulators, source suppliers and equipment integrators of UV LEDs. Products described in this update are new and may be ordered now.

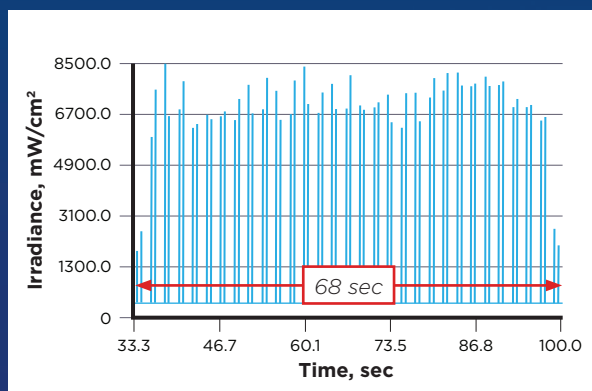
EIT® LEDMAP™

Applications with high process speeds, such as digital LED printers, require a radiometer with high sample rates to capture accurately the irradiance (Watts/cm^2) and energy density ($\text{Joules}/\text{cm}^2$) values and profiles as a function of time. These measurements are made by the LEDMAP™ which also can measure and profile process temperatures.

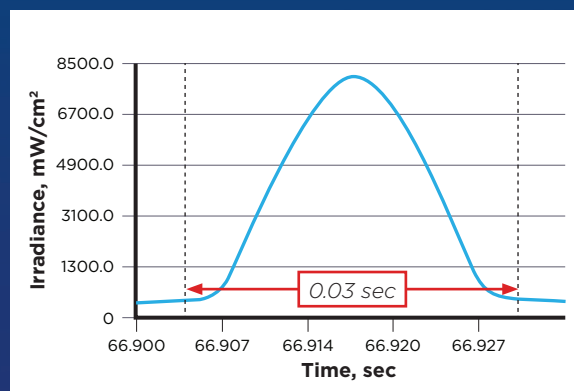


The LEDMAP™ builds on EIT's 30+ years of award winning UV profiling technology. It provides user adjustable sample rates from 128–2048 Hz. It allows the user to measure and plot accurately individual LED passes at speeds up to 400 feet (122 meters) per minute. The reduced size of the LEDMAP™ allows for measurement in confined spaces.

The first commercially available LEDMAP™ has the L395 band with EIT's patented Total Measured Optic Response™ (TMOR) for accurate, repeatable and absolute UV LED measurements. The LEDMAP™ collects up to 65 minutes of data that is transferred via USB to EIT's UV PowerView® III Software. UV PowerView® III allows for enhanced analysis, troubleshooting and comparison of the same or different LED systems. Its sample rate provides sufficient resolution to view individual LED passes at high speeds. The data also may be exported to Excel.



▲ Data collected at 400 FPM on a digital printer with an LED on either side of the print head. Irradiance profile shows 31 passes (62 LED exposures) over 68 seconds.

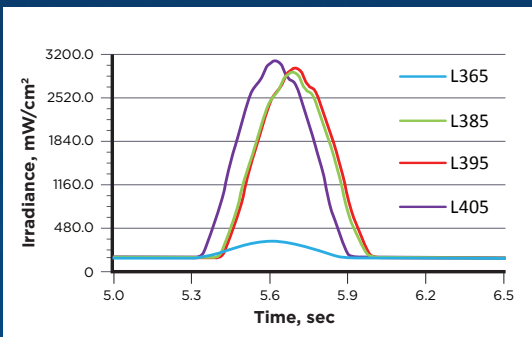


▲ LEDMAP™ captures one 30 millisecond high resolution pass from the 62 passes shown in the figure on the left.

EIT® LEDCURE® PROFILER FOUR BAND

The LEDCure Profiler Four Band:

- was developed for LED source manufacturers, formulators, R&D labs and field service technicians who routinely encounter different wavelength LEDs (365, 385, 395, & 405 nm) and want very accurate measurements in the band of interest
- has four EIT L-Bands (L365; L385; L395; and L405) in one portable unit and a dynamic range of 40 W/cm²
- features EIT's patented TMOR™ for accurate, repeatable and absolute UV LED measurements
- easy to use




Individual L-Band Irradiance (W/cm²) and Energy Density (J/cm²) values are shown on the display along with a low-resolution irradiance profile.

Values and profiles from all four EIT L-bands transfer at 128 Hz to EIT's UV PowerView® III Software for detailed analysis.

◀ *UV PowerView® III image for LEDCure Profiler Four Band showing measurements from all four L-Bands.*

EIT® LED COMPACT SENSOR/DIN RAIL MODULE (0-10V/4-20 mA)



UV applications with limited space, high value products and fast production speeds may benefit from continuous monitoring of the LED source and process conditions. For example, the effective UV intensity in the manufacturing of optical fiber may change rapidly based on the clarity and cleanliness of the center quartz tube. Continuous monitoring of the UV at the quartz tube in the draw tower alerts the manufacturer to gradual or sudden UV changes so they can be addressed promptly and cost effectively.

The optical response of EIT's long lasting, durable Compact Sensor has been modified to support 365, 385, 395 and 405 nm LEDs. The LED Compact Sensor (top left) can be used with EIT's DIN Rail (bottom left). It may be air cooled and has an expected life of more than 10,000 hours.

The new updated EIT DIN Rail offers outputs proportional to UV irradiance with 0-10V and 4-20 mA signals. Contact EIT to discuss your online-continuous LED monitoring application.

For more information contact EIT or your local EIT Rep or Distributor
EIT Products are Designed and Manufactured in the USA. Product Specifications are subject to change